



CENSUS BULLETIN

FAST FACTS

- The term Census in this document refers to the Census of Canada conducted by Statistics Canada every five years. The most recent Census was conducted on May 16, 2006. "The Census is designed to provide information about people and housing units in Canada by their demographic, social and economic characteristics."
- While all Canadian households complete a census short form, only one in five Canadian households completes a Census long form, consisting of more detailed questions. Ethnic origin, visible minority and Aboriginal peoples data are based on this 20% sample of the population.
- Some respondents reported multiple ethnic origins, for example, English and Scottish. Since each response is counted, the total ethnic origins will exceed the total population.
- Respondents indicating one ethnic origin were counted in the single responses, while respondents indicating more than one ethnic origin were counted in the multiple responses.

For more information on Census statistics please refer to Statistics Canada's website:
<http://www.statcan.ca>

For further information please contact:



**Planning, Housing and
Community Services
Planning Information
and Research**

Ethnic Origins, Visible Minorities & Aboriginal People Statistics from the 2006 Census for Waterloo Region

Ethnic Origins

In 2006, the population of Waterloo Region reported 195 different *ethnic origins*. Individually, the most widely reported ethnic origin was English, followed closely by Canadian and German. In total, these origins accounted for over 40% of the Region's total responses. It is interesting to note that of the people who responded with one single origin, most identified their ethnicity as Canadian. The ten ethnic origins most frequently indicated in Waterloo Region are listed in Table 1.

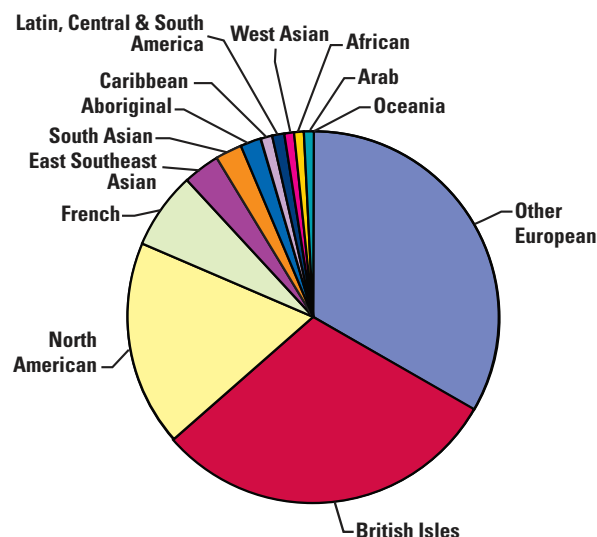
Table 1: Most Reported Ethnic Origins in Waterloo Region, 2006

Total Responses			Single Responses		Multiple Responses	
1	English	121,475	Canadian	54,415	English	97,720
2	Canadian	119,860	German	32,260	German	84,535
3	German	116,795	English	23,760	Scottish	78,270
4	Scottish	88,515	Portuguese	13,985	Irish	73,770
5	Irish	81,285	East Indian	10,450	Canadian	65,445
6	French	44,865	Scottish	10,245	French	40,655
7	Polish	23,195	Chinese	8,440	Dutch	16,080
8	Dutch	22,325	Irish	7,520	Polish	15,805
9	Portuguese	19,720	Polish	7,390	Italian	10,255
10	Italian	14,365	Dutch	6,245	Ukrainian	8,805

Source: Statistics Canada, Census 2006

Figure 1: Share of Ethnic Origins by World Regions for Waterloo Region, 2006

When countries are grouped by region, it is apparent that the most common ethnic origins are European and in particular the countries from the British Isles as illustrated in Figure 1.

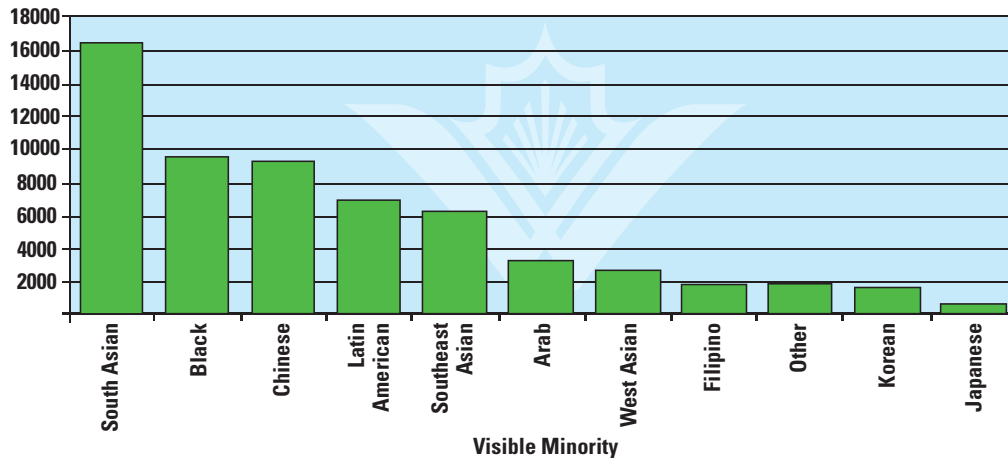


Source: Statistics Canada, Census 2006

Visible Minorities

In order to support programs that promote equal opportunity among Canadians, the Census asks respondents to indicate whether they consider themselves to be a member of a *visible minority* group. In 2006, 61,980 people in Waterloo Region identified themselves as a visible minority, representing 13.1% of the total population. This was a 40% increase from the 2001 census. As indicated in Figure 2, the most common visible minorities were South Asian (16,410 people), Black (9,510 people) and Chinese (9,195 people). Filipino saw the greatest percent increase, growing by 77% since 2001, while Chinese saw the next highest increase at 55%.

Figure 2: Visible Minorities of Waterloo Region's Population, 2006



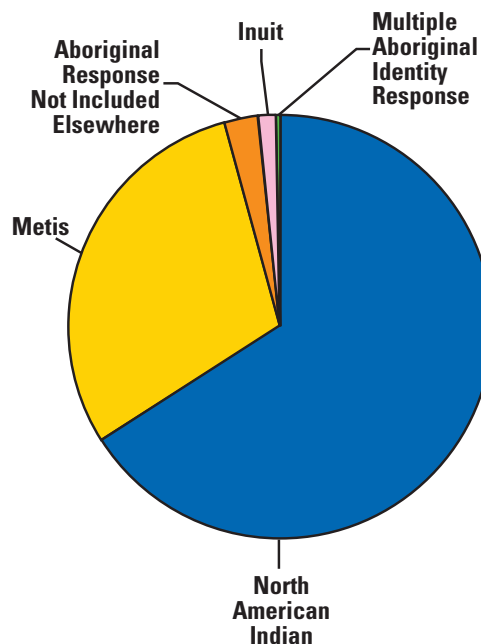
Source: Statistics Canada, Census 2006

Aboriginal People

In 2006, 4,810 people in Waterloo Region reported having an *Aboriginal identity*, specifically North American Indian (First Nations People), Métis or Inuit. This represented 1% of the total population. Despite the small absolute number, the population that reported an Aboriginal identity increased by 44% from 2001. Nationally, a 20% overall increase in Aboriginal identity was seen across Canada. The data in Figure 3 reveals that 66% of Waterloo Region's Aboriginal people identify themselves as North American Indian and 30% of Aboriginals identify themselves as Métis.

In 2006, 2.4% of the population reported having at least one *Aboriginal ancestor* and therefore declared Aboriginal ancestry. People with Aboriginal ancestry were most likely to have a mix of North American Indian and Non-Aboriginal ancestors.

Figure 3: Aboriginal Identities for Waterloo Region, 2006



Source: Statistics Canada, Census 2006

Waterloo Region has the twelfth largest visible minority population in Canada and seventh in Ontario. The growth in visible minorities seen in many areas across the country is largely due to the increasing number of new immigrants arriving from non-European countries (Statistics Canada The Daily, April 2, 2008). Once settled, this group is primarily located in the urban centers; Kitchener, Waterloo and Cambridge are home to 98% of all the visible minorities within Waterloo Region.

Visible Minority – “Refers to the visible minority group to which the respondent belongs. The Employment Equity Act defines visible minorities as ‘persons, other than Aboriginal peoples, who are non-Caucasian in race or non-white in colour’”

Ethnic Origin – “Refers to the ethnic or cultural origins of the respondent's ancestors.”

Aboriginal Identity – “Refers to those persons who reported identifying with at least one Aboriginal group, that is, North American Indian, Métis or Inuit, and/or those who reported being a Treaty Indian or a Registered Indian, as defined by the Indian Act of Canada, and/or those who reported they were members of an Indian band or First Nation.” Aboriginal responses not included elsewhere (n.i.e.), includes those who reported themselves as Registered Indians and/or band members without reporting Aboriginal identity.

Aboriginal Ancestry – “Refers to those persons who reported at least one Aboriginal ancestry (North American Indian, Métis or Inuit) to the ethnic origin question.”

Source: Statistics Canada Census Dictionary, 2006